



P.2 ENGLISH TERM I – 3

WK 2

Theme One – Our school and neighbourhood:

Sub theme: Location symbols and benefits of our school.

Mon: vocabulary:

Uniform, flag, badge, navy blue, sign post, water, money, broom, light blue, child, medicine, white, yellow
(The colours should be according to the school uniform)

Activities:

- Pupils will read the vocabulary.
- Spell the vocabulary.
- Construct sentences orally and write them.
- Fill in missing letters of the words learnt.

Tues: Structures: What is this / that?

- Is this / that a
- it's

Wed. Are these / those.....

- Yes, they are.
- No, they are not . (Teach singular structures on Tuesday and plural on Wednesday.

Activities

1. Pupils will answer oral questions using the structures `taught.
2. Pupils will answer written questions below.
 - a. What is this?
 - b. Is this a broom?
 - c. Are these books?
 - d. What is the colour of your school uniform?
 - e. How many colours on your school flag.

Thurs. Prepositions of place:

Prepositions of place are words used to show place or position of some things.

Example:

In , on , under , near , behind , over , in front of , between , along , at , across.

Activities

Reading the prepositions.

1. Spelling the words correctly.

Exercise

Fill in the gaps with the correct prepositions.

- a. The chalkboard is _____ the classroom.
 - b. Our school is _____ the road.
 - c. The bird is flying _____ our school.
 - d. The teacher's home is _____ Mbogo road.
 - e. There are some flowers _____ the work.....
 - f. John is hiding _____ the table.
 - g. Jesca was sitting _____ the chair.
 - h. Children will do a written exercise from MK bk 2 pages 46 – 47.
3. Write these words correctly.
- | | |
|-----------|------------|
| a. over | b. outside |
| c. behind | d. near |
| e under | f. donw |
- ref: Oxford primary Eng. Bk 2 page 22.
Junior Eng bk 2.

Fri. Prepositions of verbs.

Examples.

At, for, after ,from ,against, in ,next ,of, to

Activities:

- Pupils will use the prepositions in oral sentences.

Exercise:

1. Make four sentences using the prepositions below: after , from , of against.
2. Fill in the gaps to complete the sentences correctly.
 - a. Kato is running _____ the ball.
 - b. He was leaning _____ the table.
 - c. We should listen _____ the teacher.
 - d. Grace is suffering _____ headache.
 - e. The children interested _____ the story.
 - f. Mark is looking _____ the chalkboard.
 - g. Ann was looking _____ her book from the bag.

Tue: Forming plurals of nouns by adding - 's'

Examples.

chair	pencil	rubber	broom
school	table	basin	seed
book	chart	chalkboard	umbrellas
e.t.c			

Activities:

- a. Reading the words learnt.
- b. Spelling the words learnt.
- c. Children will give more nouns in the same category.

Exercise:

1. Write the plurals of the given words.

broom	umbrella	pencil
pencil	chart	basin
2. Write the plurals of the words in the brackets:
 - a. Janet has two _____ (rubber)
 - b. There are many _____ in our classroom. (table)
 - c. The _____ are on the shelves. (book)
 - d. The teacher made many _____ (chart) for our class.
 - e. The children brought many _____ at school on a rainy day. (umbrella)

Wed: forming plurals of nouns by adding es Nouns that end in sh, ch, x and some that end in s or for plurals by adding es

Examples:

bus	- buses	glass	-	glasses
bench	- benches	tomato	-	tomatoes
box	- boxes	church	-	churches
torch	- torches	brush	-	brushes
dress	- dresses	class	-	classes
cross	- crosses	watch	-	watches
match	- matches	fox	-	foxes
bush	- bushes			
dish	- dishes	etc		

Activities:

- spell the plurals of the nouns given.
- Give the plurals of some nouns.

Exercise:

- Write the plurals of these words.
 - box _____
 - bus _____
 - dress _____
 - bush _____
 - match _____
 - fox _____
 - tomato _____
 - church _____
- Fill in the gaps with the plural of the word in the brackets.
 - Allan uses the _____ to clean the carpet. (brush)
 - The _____ were too heavy for him to carry. (box)
 - The children carried the _____ to the main hall. (bench)
 - _____ lay their eggs in stagnant water. (mosquito)
 - Some _____ are not bright at night. (torch)
 - We saw four _____ on the street. (bus)
 - _____ are wild animals. (fox)

Refs:

- Word perfect spelling bk 2 page 17
- Oxford primary Eng bk 2 page 29
- Read & write Eng Std 2 Page 27.
- Junior Eng bk I Page 21.
- Give / write the plural of the underlined words.

Ref. Oxford primary English bk. 2 page 25.

WK 3 Sub theme: Benefits of the neighbour hood from school.

Mon: **Vocabulary:**

ball, hall, library, chalkboard, blackboard, cupboard, compound, desk, bench, piece of chalk, table, chair, field

Activities:

- Pupils will read the vocabulary.
- Spell the vocabulary.
- Construct oral sentences using the learnt vocabulary.

Exercise:

- Rewrite these words correctly.
 - ablet _____
 - airch _____
 - ilarrby _____
 - airch _____

c. sked _____ f. lalh

g. ifeld _____

2. Write any three sentences using these words.

a. compound

b. chalkboard.

c. piece of chalk

3. Make small words from these:

a. blackboard _____

b. cupboard _____

c. chair _____

d. compound _____

Thurs: Forming plurals of nouns by dropping 'y' and adding – 'ies'

Examples:

a. baby – babies b. story - stories

c. fly d. ferry

e. puppy f. lady

g. family library

city party

fairy army

lorry pony

beny

Activities:

a. Reading the words and their plurals.

b. Spelling the plurals of the words.

c. Giving more words in the category.

Exercise:

1. Write the plurals of these words.

a. fly e. story

b. lorry f. city

c. puppy g. library

d. baby h. lady

2. Complete the sentences giving the plural of the words in the brackets.

a. David likes to read _____ about animals. (story)

b. The nurse treated many _____ in the hospital. (baby)

c. Many _____ came from the rubbish pit. (fly)

d. Those _____ were very smart for the party. (lady)

e. The _____ sank in the lake. (ferry)

f. We ate the _____ at Rhoda's birthday party. (berry)

g. _____ feed on milk. (puppy)

h. Kampala and Nairobi are _____ (city)

Give / write the plural of the underlined words.

Ref: Read and write Eng Std. 2 Page 28.

Word perfect spelling bk 2 page 34 Eng. Aid bk 3 page 57.

Tue. Forming plurals of nouns which end with 'y' by adding – 's'

Examples:

key – keys boy - boys

bay – bays tray – trays

turkey – turkeys donkey – donkeys

Activities:

- a. Identifying nouns in the group.
- b. Spelling the plurals of the nouns learnt.

Nouns that end with f that change to 'ves'

Knife – knives

Wife – wives

Life – lives

Wolf – wolves

Thief – thieves

Loaf – loaves

WK 4 Sub theme: Causes of problems between school and the neighbour hood.

Mon: Vocabulary

Gun, army, fight, thief, steal, policeman, policewoman, uniform, land

Structure:

- Show me a _____.
This is a _____. / that is a _____
- What do you like ?
I like a _____.
I don't like a _____.
- What are they doing?

Activities:

Reading the words learnt.

Spelling the words learnt.

Constructing oral sentences using the words learnt.

Answer oral questions about the structure.

Exercise

1. Fill in the missing letters correctly.
 - a. th_ef d. a_my
 - b. un_fo_m e. f_g_t
 - c. pol_ceman f. st_al
2. Give the plurals of these words.
 - a. gun _____
 - b. army _____
 - c. thief _____
 - d. policeman _____
 - e. uniform _____

Answer these riddles correctly.

1. Who am I?
 - a. You wear me when coming to school
I _____.
You are _____
 - b. I keep law and order.
I am a _____
 - c. We keep peace and security in our country.
We are an _____

Thurs. Nouns without plurals:

Examples:

sheep	petrol	hair
water	oil	air
blood	ink	people
deer	salt	fish
soil	sugar	rice

millet furniture

Activity:

1. Reading the words correctly.
2. Spelling the words correctly.
3. Giving the plural form of the words orally.

Exercise:

1. Give the plural of these words.
 - a. sheep
 - b. fish
 - c. deer
 - d. sugar
 - e. water
 - f. ink
 - g. people
2. Write the plural form of the underlined words.
 - a. Please give me some water.
 - b. I don't eat fish.
 - c. Her hair is long and black.
 - d. The people sang nice songs.
 - e. Blood is red but water is colourless.
 - f. A deer runs fast.
 - g. The child saw a sheep in the field.

Plurals of irregular nouns

Examples

Mouse – mice

Tooth – teeth

Man – men

Goose – geese

Ox – oxen

WK 5 Theme 2: Our home and community.

Sub theme: Relationships among family members:

Mon. Vocabulary

Grandmother, grandfather, father, mother, daughter, son, uncle, aunt, sister, brother, nephew, niece,

cousin

Structure:

- Show me your
- This is my
- She / he is my
- These are my
- Those are my
- They are my / our / their
- How many Have you got?
- I have

Activities:

- Reading the vocabulary learnt.
- Spelling the words learnt.
- Forming small words from the big ones.
- Constructing sentences orally using the learnt vocabulary.
- Answering questions correctly using the structures orally.

Exercise:

Fill in the gaps correctly:

a. br_th_r

c.. sist_r

b. un_le d. d_ugh_er

e. moth_r

2. Arrange the letters to make correct words.

a. anut b. thfaer c. encie

d. ons e. phenwef. scouin

3. Make sentences using these words.

a. grandfather.

b. daughter

c. grandmother.

4. Form small words from the big ones.

a. mother _____ b. Grandfather _____

Fri. Personal pronouns.

Examples:

She he him them I us we they it you me her

Singular e.g. he she him I it me her

Plural e.g. them they you we us

Possessive nouns:

hers his them their its ours mine my

Pronouns are words used instead of nouns (names)

Personal pronouns are the words used instead of the named of people or animals.

Activities

a. Identify personal pronouns orally.

b. construct oral sentences using the personal pronouns.

Exercise

1. Write out the pronouns in each of these sentences.

a. David's mother gave him a new bag.

b. Wendy said that she was very hungry. _____

c. Our teacher said that we should come to school early. _____

d. Would you like another cup of tea? _____

e. Mary told her friend that she will come for the party.

f. I go to church every Sunday. _____

g. They are going to the field. _____

h. It is eating grass. _____

i. Let us go for lunch. _____

j. The teacher told them to keep quiet. _____

k. There is a dog in the house, please chase it away.

Underlining personal pronouns.

Matching pronouns.

2. Use it, they, us, you, them, him to complete the sentences correctly.

a. We are hungry, please give _____ some food.

b. He is thirsty let's give _____ some water.

c. the girls are noisy, tell _____ to keep quiet.

d. The boys are late. _____ have missed the school bus.

e. The cat is under the tree. _____ is resting.

f. You are my friend. I have known _____ for many years.

Ref. Basic Eng. Primary 2 – 3 Page we.

Junior Eng. Bk 3 Page 21.

WK 6

Mon: Punctuation marks.

Tue: Capital letters and full stop.

A telling sentence begins with a capital letter.

Capital letters are used to begin names of people and places, days of the week and months of the year.

Examples:

a. It is a lovely dress.

b. My mother's friend is Sarah.

c. Joy went to Jinja.

A full stop is a dot put at the end of a telling sentence.

Examples:

I am seven years old.

Our school is along Mbogo road.

Activity:

Reading sentences from junior Eng. Bk 2 page 22.

Exercise:

Write out the words which should be written beginning with a capital letter.

train peter Friday

flower kampala tree

nurse banana allan

tuesday june teacher

milk book ntinda

2. Punctuate these sentences correctly.

a. i have two brothers.

b. he must work very hard

c. Joan has lost mark's pencil

d. we went to gulu last week.

e. My father will come back in December.

f. Aunt carol is a nurse.

g. We go for swimming on thursday.

Ref: Junior Eng. Bk 3 page 23 bk 2 page 22

Standard 2 eng. Page 11 – 12

Basic Eng. Bk 2 – 3 page 52.

Full stops

Writing words in short form

Doctor – Dr.

Teacher – Tr.

Monday – Mon.

December – Dec.

Wed: Question mark:

Questions are used at the end of sentences which are in question form.

Examples

a. Why are you late?

b. Will you be here tomorrow?

c. Is she going to school?

d. What is your name?

Activities:

- Children will mention some of the words used to ask questions.
- Forming questions orally.

Exercise

1. Write any four questions of your own.

- a. _____
- b. _____
- c. _____
- d. _____

2. Punctuate those sentences correctly.

- a. When will the doctors come.
- b. Which book are you reading?
- c. How old is Deborah
- d. Who has my rubber
- e. are the children playing outside
- f. is the headmaster in the office
- g. am I coming to your house today.

Ref: Standard 2 Eng. Page 11.

Basic Eng. Primary 2 – 3 Page 53 – 54.

WK 7: Sub themes Roles of people in the community.

Mon: Vocabulary:

Doctor , teacher , nurse , carpenter , policeman , policewoman , shopkeeper, cobbler, farmer, barber, butcher, fisherman, fishmonger (include people, places of work, tools)

Structure:

- Show me a / the
- This / that is a (nurse, teacher)
- Where is the
- The (doctor /driver) is (in / under) the (hospital / house / car)
- What does a Do?
- A treats / builds.

Activities:

- a. Reading and spelling the vocabulary correctly.
- b. Construct oral sentences using the vocabulary.
- c. Answer structural questions correctly.

Exercise:

Fill in the missing letters correctly.

- a. t_ach_r
- b. nu_se
- c. c_rpent_r
- d. p_tie_t
- e. dr_v_r

2. Choose the right word to fill in the gaps.

teacher, doctor, carpenter, mechanic, cobbler, fisherman.

- a. I am a _____ I treat people in the hospital.
- b. I am a _____ I teach children.
I write on the chalkboard.
- c. I go to the lakes. I catch fish with my nets. I am a _____
- d. I repair buses, lorries and cars when they break down. I am a _____
- e. I make chairs, beds, tables and cupboard from wood. I am a _____
- f. I mend people's shoes when they are torn. I am a _____

3. Write these words in short.

- a. doctor _____
- b. teacher _____

Thurs. Use of commas:

1. A comma is used to separate words written in a list.

Examples:

- a. Suzan , Sarah, Carol and Brenda are all in class.
- b. We went to the shop and bought sugar, tea leaves, butter, bread and soap.

2. A comma is also used after No, yes and please in a sentence.

Example:

- a. No, I did not pick your pencil.
- b. Yes, she is my friend.
- c. Please, tell me the story.

Activities:

- a. Pupils will read sentences involving commas from Junior Eng. Bk 2 page 22.

Exercise

- 1. Punctuate these sentences using commas.
 - a. I went to the market to buy oranges, tomatoes, bananas and beans.
 - b. Peter Mark Joel Annet and Jonah are in the field.
 - c. Please pick up your sweater and put in your bag.
 - d. Yes I went to the village last month.
 - e. No I don't like playing football.
 - f. At the zoo, we saw lions tigers monkeys zebras and a pea cock.
 - g. Nurses teachers cobblers carpenters doctors and barbers are people in our community.
 - h. They were looking for Okello Opio Okia and Ongwen

Sub theme cultural practices and values

Tues. Vocabulary:

Walk sweep clean wash pray write dance
Play comb cook sing eat run

Structure:

What do you do everyday?

I / We _____ everyday.

What does she / he do everyday.

He/she _____ everyday.

Ref. MK bk 2 page 27 – 28.

Activities:

- Demonstration of the vocabulary.
- Reading and spelling the vocabulary learnt constructing oral sentences using the vocabulary learnt.

Exercise:

- 1. Make five sentences using any of the vocabulary learnt.
 - a. _____
 - b. _____
 - c. _____
 - d. _____
 - e. _____

- 2. Arrange the letters to make correct words.

- a. gisn _____ b. pyla _____ c. mboc _____
 d. alwk _____ e. nceda _____ f. swah _____
 g. weeps _____ h. tewir _____
3. Children will do a written exercise on page 29 in MK bk 2.

Thurs. Use of the apostrophe to show ownership or possession.

Examples:

The teacher's bag

Bosco's pencil

The dog's tail

Activities:

1. Giving more examples of the use of the apostrophe to show ownership.

Exercise:

Ref: Junior Eng. bk 2 page 26.

Wed. Use of apostrophe:

We use the apostrophe to write short forms of words.

Examples:

- Is not - isn't
- Was not - wasn't
- they are - they're
- it is - it's
- he is - he's
- has not- hasn't
- we have - we've
- they have - they've
- do not - don't
- cannot - can't
- does not - doesn't
- could not - couldn't
- would not - wouldn't
- let us - let's

Activities:

- 1 a. Giving short forms of words orally in this category.
 b. use the short forms in sentences orally.

Exercise:

1. Join these words using an apostrophe.
- a. has not _____ have not _____
 b. we are _____ were not _____
 c. did not _____ that is _____
 d. are not _____ she is _____
 e. is not _____
2. Fill in the gaps with the short forms of the words in the brackets.
- a. Rogers _____ coming to school today. (is not)
 b. The dog _____ inside the kennel. (was not)
 c. We _____ work when there is noise in the
 classroom. (cannot)
 d. _____ laugh at a lame man on the street. (do not)
 e. My grandmother _____ like eating meat. (does not)
 f. _____ raining now. (it is)

g. _____ two eyes on my head (I have)

Ref: (Junior bk 2)

Tues. Present continuous tense.

adding – ing to the verbs.

Example:

throw – throwing

brush – brushing

touch – touching

burn – burning

cover – covering

collect – collecting

sweep – sweeping

Activities:

1. a. Changing verbs to present continuous tense.

b. constructing sentences using verbs in present continuous tense.

Exercise:

Change these verbs to present continuous tense.

slash _____ throw _____ look _____

cook _____ point _____ read _____

boil _____ walk _____ pray _____

2. Use the words in the brackets correctly.

a. The children are _____ their books. (read)

b. She is _____ some food now. (cook)

c. The boys are _____ the compound now (slash)

d. The cat is _____ milk now. (drink)

e. He is _____ some rubbish now. (collect)

f. James is _____ the floor now. (sweep)

g. Tom is _____ his head now. (touch)

verbs that end with 'e'

we remove 'e' and add – ing

example

bathe – bathing

drive – driving

live – living

move – moving

Wed: Present continuous tense of verbs which double their last letter.

Examples:

stop - stopping

clap - clapping

slap - slapping

skip - skipping

tap - tapping

swim - swimming

cut - cutting

get

knit

rot

shut

put

Activities:

- Reading the verbs.
- Listing more verbs in this group orally.
- Spelling the verbs correctly.

Exercise:

1. Write these verbs in present continuous tense.

- | | | | | | |
|--------|-------|-------|-------|------|-------|
| a. dig | _____ | scrub | _____ | nod | _____ |
| rob | _____ | swim | _____ | grin | _____ |
| put | _____ | rub | _____ | skim | _____ |
| plan | _____ | thin | _____ | peg | _____ |
| chop | _____ | wet | _____ | chat | _____ |
| drip | _____ | trot | _____ | stab | _____ |
| run | _____ | drop | _____ | slip | _____ |
| | | drag | _____ | skid | |

2. Fill in the gaps using the present continuous tense of the verb in the brackets.

- a. Mummy is _____ meat now. (cut)
- b. I am going for _____ now. (swim)
- c. The horse is _____ now. (trot)
- d. We are _____ to go to Kabale. Now. (plan)
- e. The boys are _____ in Nambole now. (run)
- f. Janet is _____ the bathroom now. (scrub)
- g. They are _____ the mangoes in the basket now. (put)
- h. She is _____ in the garden now. (dig)

Wed. Present simple tense:

Changing verbs to present simple tense by adding ___'s'

Examples:

- | | |
|-----------------|------------------|
| a. walk – walks | b. read – reads |
| c. pray – prays | d. sing – sings. |

Activities:

- a. Giving examples of verbs which are in the category learnt.
- b. Changing verbs to present simple.

Exercise:

1. change these verbs to present simple tense by adding 's'

- | | | | |
|----------|---------|----------|---------|
| a. play | b. run | c. learn | d. put |
| e. sweep | f. walk | g. dance | h. cook |
| i. comb | j. sing | k. write | |

2. use the correct form of the words in the brackets.

- a. The doctor _____ sick people everyday. (treat)
- b. Sarah _____ well in her book every week. (write)
- c. Mary _____ her prayers every morning. (say)
- d. A policeman _____ law and order every night. (keep)
- e. The cobbler _____ shoes everyday. (mend)
- f. The bell _____ every evening. (ring)
- g. Walter _____ on a large bed every night. (sleep)
- h. Lydia _____ her hair every morning. (comb)

Thurs. Changing verbs to present simple tense by adding – 'es'.

Examples:

- | | | |
|-------|---|---------|
| brush | - | brushes |
| wash | - | washes |

touch - touches
go - goes
do - does
watch - watches
match - matches
teach - teaches
dress - dresses

Activities:

- Identifying more verbs which change to present simple tense by assign – es
- Spelling the verbs changed to present simple tense.

Exercise:

Change these verbs to present simple tense.

a. touch _____ b. hatch _____
c. catch _____ d. match _____

2. Complete the sentences with the correct form of the words in the brackets.

- a. Mummy _____ my uniform everyday. (wash)
b. Jane _____ her homework every evening. (do)
c. Denis _____ to town on foot every Sunday. (go)
d. The cat _____ a mouse everyday. (catch)
e. Elizabeth _____ her teeth after every meal. (brush)
f. Our teacher _____ us a new song every
Thursdays. (teach)
Good Friday

WK 8

Mon: Easter Monday.

Verbs that end with 'y'

Remove 'y' and add 'ies'

Examples

Marry – marries

Carry – carries

Dry – dries

Try – tries

Tues. Theme 3 The Human body and health.

Sub-theme: parts of the body and their functions.

Vocabulary:

Head, finger ,nose ,thumb ,heel ,stomach,
leg ,lips ,mouth, knee , ankle, toe
,ears, hair , functions (touch smell) knee , forehead.

Structures:

- Show me your _____
This / these is / are my _____
- How many ____ have / has you / he/she got?
I / he / she have /has _____
- What do you use your _____ for?
I use my _____ to _____.
She/he got two (eyes, ears, toes, hands)?
- Yes, she / he has _____
No , she / he doesn't.
- What are you doing?
I am (keeping) _____

- What is she/he doing?

She / he is _____

Activities:

- Reading the vocabulary.
- Spelling the vocabulary.
- Constructing sentences using the vocabulary orally.
- Answer questions using the structures orally.

Exercise:

1. Write the plurals of these words.
 - a. ear - _____ nose - _____
 - b. toe - _____ foot - _____
 - c. knee - _____ mouth - _____
 - d. ankle - _____
 - e. forehead - _____
2. Make five sentences from any of the words learnt.
 - a. _____
 - b. _____
 - c. _____
 - d. _____
 - e. _____
3. Answer these questions correctly.
Ref. MK primary Eng. Bk 2 page 118.

Activities:

1. a. Reading the verbs.
b. Identify more verbs in the same category.
c. Applying the verbs in oral sentences.

Exercise:

1. Change to past simple tense.

- | | |
|------------------|----------------|
| a. play _____ | g. help _____ |
| b. add _____ | h. push _____ |
| c. plant _____ | i. clean _____ |
| d. collect _____ | j. cook _____ |
| e. touch _____ | k. work _____ |
| f. cover _____ | l. wait _____ |

2. Complete the sentences using the correct form of the word in the brackets.

- a. The cat _____ the tree yesterday. (climb)
- b. We _____ for the bus at the park last week. (wait)
- c. Rhoda _____ her uniform yesterday. (wash)
- d. It _____ heavily last Monday. (rain)
- e. Deborah _____ the window last evening. (open)
- f. The teacher _____ Joan to bring her bag yesterday. (ask)
- g. Raymond _____ the rubbish from the compound last Sunday. (pick)
- h. Elizabeth _____ into the classroom quietly yesterday. (walk)
- i. We _____ many games last evening. (play)

Ref: Standard 2 Eng Aid bk 2 pages 18 & 19.
Standard 2 read and write Eng. Pages 48 – 49.

Thurs. Past simple tense.

Verbs which change to past simple tense by adding “ed”

Examples:

brush brushed need – needed
 clean cleaned box – boxed
 cook cooked help
 cover covered wash
 touch touched kick
 collect collected jump

sound – corrected , needed , cooked , helped
 separated according to the ending sound t (jumped) (d) (cleared).

WK 9: Sub theme: Sanitation.

Mon: vocabulary.

Throw , burn , boil , clean collect, cover, slash,
 wash cook brush, cut , dig

Structures:

- What are you doing?
I am / we are
- What is he / she doing?
He / she is
- That are / they are doing?
They are
- Did you?
Yes . I did
No, I did not
- What did you / she / he do..... (yesterday, last Monday, e.t.c ?)

Activities:

- 1 a. Reading the vocabulary.
- b. Answering the structures correctly.

Exercise:

1. Make five sentences using any of the vocabulary learnt.
 - a. _____
 - b. _____
 - c. _____
 - d. _____
 - e. _____
2. Form small words from these ones.
 clean _____
 brush _____
 wash _____
3. Write the words correctly.
 - a. ocok _____
 - b. gdi _____
 - c. vcore _____
 - d. bloi _____

Tues. and Wed. – End of term one Exams.

Conjunctions 'and'

Examples

1. Mark is a good boy.
Richard is a good boy.
Mark and Richard are good boys.
2. Joan is smart.
Joan is beautiful.

- Joan is smart and beautiful
3. Mummy and daddy have cars.
Daddy has a car
Mummy has a car
 4. Tim has a shirt.
Tim has a coat
Tim has a shirt and a coat
 5. Ian was absent
Rose was absent
Ian and Rose were absent
 6. Joan was ugly
Joan was crazy
Joan was ugly and crazy

Changes when using 'and'

Is becomes are

Was becomes were

Has becomes have

WK 10: Theme 4: Food nutrition.

Sub-theme: classification of foods.

Vocabulary and structures:

Cassava	potato	orange	egg	rice		
Mango	milk	pea	yam	pawpaw	fish	groundnut
cabbage						

Structures:

- What are these / those?
Those / these are
- Do you like.....?
Yes, I do. / No, I don't.
- What colour is / are the.....?
It is / They are
- What is this?
This is a / an?
It is a / an

Activities:

- Reading the vocabulary learnt.
- Answering oral questions related to the structure learnt.
- Spelling the vocabulary learnt.

Exercise:

1. Write small words from these ones.
 - a. cabbage _____
 - b. mango _____
 - c. groundnut _____
 - d. potato _____
2. Fill in the gaps with a or an to complete the sentences correctly.
 - a. rose is eating _____ yam.
 - b. Our hen has laid _____ egg.
 - c. _____ fish lives in water.
 - d. I have _____ mango in my bag.

- e. _____ orange is sour.
- f. Give me _____ banana please.
- g. The boy gave Penina _____ apple.

Write these sentences giving the plural form of the words in the brackets.

- a. We eat _____ at school on Mondays. (potato)
- b. Do you want _____ for your lunch? (orange)
- c. _____ grow under the ground. (ground nut)
- d. The milkman sold all the _____ in the morning. (milk)

Ref: Standard 3 Eng. Aid page 6.
Standard 2 eng. Aid page 8 – 9.

Using a/ an

We use an with words that begin with a vowel sound

We use a with words that start with a consonant sound

Examples

An elephant

An owl

An umbrella

A bag

A cock

Thurs. Adjectives:

Adjectives are words which tell us more about nouns.

Examples:

fat	thin	ugly	big
happy	clean	good	early
sad	small	easy	rich
weak	dry	short	tall
strong	lazy	kind	quick
dull	dirty	slow	

Activities:

- a. Reading the adjectives.
- b. Constructing oral sentences using the adjectives learnt
- c. Spelling the adjectives.

Exercise:

1. Write out the adjectives in these sentences.

- a. Denis has a dirty uniform.
- b. The clever girl is sick.
- c. Diana has a heavy bag.
- d. I swam in the shallow pool.
- e. We had a busy day, yesterday.
- f. It is an easy question.
- g. The teacher does not like noisy children.

2. Write the opposites of these words.

- a. fat _____
- b. clean _____
- c. big _____
- d. tall _____
- e. good _____
- f. early _____
- g. rich _____
- h. lazy _____
- i. strong _____

opposites of adjectives
fat – thin

big – small
 tall – short
 good - bad
 rich – poor
 early – late

comparing adjectives and adding 'er' and 'est'

One	Two 'er'	Many 'est'
Tall	Taller	Tallest
Short	Shorter	Shortest
Strong	Stronger	Strongest

Activities

Reading the compound adjectives

Filling in the correct adjectives to complete

Exercise

Complete with the correct adjectives

1. Mary isthan Suzan. (tall)
2. Josephine is agirl. (smart)

Adjectives that double before adding 'er' or 'est'

One	Two 'er'	Many 'est'
Fat	Fatter	Fattest
Thin	Thinner	Thinnest
Big	Bigger	Biggest
Hot	Hotter	Hottest

Activities

Reading the adjectives learnt

Filling in the correct form of the adjectives used

Exercise

1. Sunday was theday last week. (wet)
2. Juma is aboy (fat)
3. Today was.....than yesterday. (hot)

Comparing adjectives that end with 'y'

We change 'y' to 'i' then we add 'er' or 'est'

One	Two 'er'	Many 'est'
Happy	Happier	Happiest
Early	Earlier	Earliest
Ugly	Uglier	Ugliest
Dry	Drier	Drier
Dirty	Dirtier	Dirtiest

Activities

Reading the learnt adjectives

Completing using the correct adjectives

Exercise

1. Who is theboy in this school? (dirty)

2. Lucy isthan Adella. (ugly)

3. Is the ground.....? (dry)

Comparing adjectives that add 'more' and 'most'

One	Two 'more'	Many 'most'
Active	More active	Most active
Honest	More honest	Most honest
Stubborn	More stubborn	Most stubborn
Polite	More polite	Most polite
Dangerous	More dangerous	Most dangerous

Activity

Use the correct form of the adjectives in brackets

1. Zakiah is theboy in our home. (stubborn)
2. Tracy isthan Peace. (polite)
3. A lion is aanimal. (dangerous)

PRIMARY TWO – ENGLISH LESSON NOTES TERM II

THEME: OUR ENVIRONMENT

Common animals

Vocabulary:

cat	elephant
dog	horse
hen	lion
sheep	pig
duck	goat
bird	man
rabbit	fish

Structures

What is this / that?

This / That is a _____

Activities:

1. Answering oral questions using the structures.

2(a) Write the words correctly

atc _____ dgo _____
eepsh _____ phantele _____

shif _____ hne _____
 (b) **Fill in the missing letters**
 r__bb__t ho__se
 d__ck m__n
 go__t h__n

Animal young ones

cat	-	kitten	elephant-	calf
dog	-	puppy	horse	- foal
hen	-	chick	lion	- cub
cow	-	calf	pig	- piglet
sheep	-	lamb	goat	- kid
bird	-	nestling	man	- baby
duck	-	duckling	fish	- fry
rabbit	-	bunny/rack	monkey	- baby

Animal homes

Cow – byre / kraal

Sheep – fold

goat	-	shed	horse	-	stable
pig	-	sty	rabbit	-	hutch/burrow
bird	-	nest	bee	-	hive
fish	-	water	hen	-	pen
lion	-	den	cat	-	basket
man	-	house	rat	-	hole/burrow
dog	-	kennel			

Activity

Matching animals to their young ones.

Animal sounds:

A dog barks
 A cat purrs / mews
 A sheep bleats
 A goat bleats
 A bird sings / whistles
 A monkey chatters
 A duck quacks
 A rat / mouse squeaks
 A lion roars
 A cow lows / mows
 A pig grunts
 A snake hisses
 An elephant trumpets
 A hen clucks
 A cock crows
 A horse neighs
 A donkey brays

Activity

Completing analogies about animal sounds.

1. Dog is to _____ as cow is to low.
2. _____ is to snake as roaring is to lion.

Alphabetical order

Arranging words in alphabetical order considering the first letter.

Examples:

1.

○	3	1	5	2	4
cat,	apple,	egg,	ball,	dog	
apple,	ball,	cat,	dog,	egg	

2.

○	3	2	4	1
man,	lady,	woman,	boy	
boy	lady,	man,	woman	

Exercise:

- dish, axe, cap, bus
- table, chair, bed, desk
- elephant, dog, cat, ass
- cow, sheep, hen, goat
- child, boy, girl, man

Second letter

Alphabetical order considering the second letter.

Examples:

- boy, bag, best, bird
bag, best, boy, build
- most, meat, mat, milk
mat, meat, milk, most

Exercise:

Arrange the following words in alphabetical order.

- bench, box, basket, big
- desk, dog, dig, duck
- mug, man, meat, millet
- fight, fly, fought, fall

Alphabetical order considering the third letter.

Examples:

- stool, stand, still, stung
- drip, drum, dream, drop
dream, drip, drop, drum

Exercise:

Arrange the words below in ABC order.

- smell, small, smile, smoke
- broom, brand, break, brick
- crow, crane, crush, cream

Common insects

Vocabulary: cockroach, bees, wasp, mosquito, ant, spider

Structures:

Answer correctly



Are these insects?

Yes, they are...../ No, they aren't

Uses of was and were

- Was is used for one
- Were is used for more than one

Examples:

- | | |
|-----------------------|-----------------------|
| one | many |
| 1. I was late | We were late |
| 2. The boy was coming | The boys were coming. |
| 3. She was absent | They were absent |

- | | | |
|----|-----------------------|---------------------------|
| 4. | He was playing | They were playing |
| 5. | The child was dancing | The children were dancing |

Exercise:

Fill in the correct answer.

- The cup was broken.
- _____ the children playing?
- The dogs _____ barking.
- _____ it a good picture?
- He _____ absent yesterday.

Common plants

Vocabulary on plants

Banana plant

Cassava plant

Sugarcane plant

Coffee plant

Mango plant

Maize plant

Pineapple plant

Pawpaw plant

Sweet potato plant

Structures:

What is this / that?

This / that is a _____

What are these / those?

These / Those are _____

Exercise:

- Draw these plants

Pineapple plant	Banana plant	Maize plant	Yam plant

- Write these words correctly.

nabana _____

apple pine _____

pwapwa _____

vassaca _____

antspl _____

ngoma _____

Adjectives:

An adjective is a word which tells more (describes) about a noun.

Examples:

Opposites of adjectives/degrees of adjectives

good - bad

fat - thin

clever - stupid

small - big

strong - weaker

shortest - tallest

sweet - sour

clean - dirty

heavier - lighter

Comparisons of adjectives.

tall taller tallest

fat fatter fattest

clean	cleaner	cleanest
big	bigger	biggest
happy	happier	happiest
small	smaller	smallest
lazy	lazier	laziest
poor	poorer	poorest

Exercise:

1. **Complete the table correctly.**

Clean	_____	Cleanest
Good	Better	_____
_____	Thinner	_____
Strong	_____	Strongest
_____	Weaker	Weakest
Lazy	Lazier	_____

2. **Give the opposites of the underlined word.**

- The classroom is dirty. _____
- Musa is taller than Jane. _____
- Is Andrew a weak boy? _____
- Our chalkboard so smooth. _____
- That cupboard is small. _____
- Are elephants heavy animals? _____
- Does God like poor father? _____
- Was the room dark? _____

Words that end with 'y' we remove 'y' and add 'ier' or 'iest'

lazy	lazier	laziest
ugly	uglier	ugliest

exercise

- Kauma is thegirl in our class. (lazy)
- Who isthan you? (happy)

Adjectives that add 'more' and 'most'

Examples

Beautiful	more beautiful	most beautiful
Honest	more honest	most honest
Active	more active	most active

Activity

Complete correctly

Honest	Most honest
.....	Most active
.....	more beautiful

Irregular adjectives

Examples

Many	more	most
Good	better	best
Bad	good	worst
Many	more	most

Complete correctly using the correct form of adjectives in brackets

- Sam isthan Mark. (good)

2. She has put.....sugar in the cup. (much)
3. Cathy has thehandwriting in our class. (bad)

Pronouns:

Pronouns are words used instead of nouns.

Examples:

She	they
He	him
I	you
It	we

Possessive pronouns:

These are words that show ownership.

Examples:

his, hers, ours, yours, mine, its, theirs

Exercise:

Fill in his, hers, ours, mine, its, yours and theirs to complete the sentences correctly.

1. This is our house. It is
2. That is their car. It is
3. This is my book. It is
4. The dog has a puppy. It is.....
5. That is your car. It is

Use of “some” and “any”

Some is used to tell that there is little but not much or many.

Any is used to tell that there is nothing left. (in negative and interrogative sentences)

Examples:

1. There is some milk in the jug.
2. Some body is sitting on the chair.
3. Are there any flowers in the school?
4. She doesn't have any money.

Exercise:

Fill in “some” or “any”

1. There isn't _____ water in the jerrycan.
2. There is _____ juice in the fridge.
3. Are there _____ people in the classroom?
4. There are _____ grasshoppers in the market.
5. Menya has _____ mangoes.
6. The headmaster doesn't do _____ marking of books.

Things we make

Vocabulary

Pots, balls, baskets, dolls, ropes

Structures

1. What are you going to make?
I am / we are going to make.....
2. What is this/ that?
This / that is a
3. Is this a?
Yes, it is a
No, it isn't a.....
4. Are these/ those?
Yes, they are.....

Activity

Fill in the missing letters

ba__et

__ope

dol__

Write these words correctly

pero

pto

tams

refibs

leaves palm

Reflexive pronouns:

These pronouns show that the action of the verb is performed on its subject e.g.

1. He cut himself
Cut is the reflexive verb and himself is the reflexive pronoun.

More examples include:

Myself	oneself
Herself	themselves
Ourselves	itself

I did the work myself.

She dug in the garden herself.

One should do the work oneself.

They worked in the shamba themselves.

Interrogative pronouns / questioning words

Examples:

1. What is your name?
2. How old are you?
3. Where do you live?
4. Whose book is that?

Every asking sentence must end with a question mark (?)

Words used to begin questions. What, How, Where, Who, Whose, Which, Do, Can, When, Is, Are

Exercise:

Complete the sentences by adding the right questioning word from the list below.

Who, Where, Can, Whose, Do, Which, How

1. _____ many brothers have you?
2. _____ is your teachers?
3. _____ is her school?
4. _____ are we going out?
5. _____ they know your name?

Prepositions:

Prepositions are words used to show place or position of something.

Preposition of place.

in, on, under, over, between, near, across, along, behind, in front of, at

Exercise:

Fill in the correct preposition

1. The ball is _____ the table.

2.

The house is _____ the trees.

3.

The bottle is _____ the pot.

4.

The tree is _____ the house.

5.

The plane is flying _____ the hills.

6.

The pot is _____ the house.

7.

The ball is _____ the chair.

Prepositions of verbs

Examples

at, after, over, from, against, in, next to, of, to

Activities:

Pupils will use the prepositions in oral sentences.

Exercise:

Make four sentences using the prepositions given below:

after, from, of, against

Fill in the gaps to complete the sentences correctly.

1. Kato is running _____ the ball.
2. He was leaning _____ the table.
3. Grace is suffering _____ headache.
4. The children are interested _____ the story.
5. Alice was looking _____ her book from the bag.
6. John is looking _____ the chalkboard.

Materials and sources

Things we make:

Vocabulary on things we make and their importance.

Vocabulary	Materials	Sources
Ropes	Fibres	Banana plant
Pots	Clay	Swamps
Mats, hats, bags	Palm leaves	Palm trees
Drums	Skins and wood	Skins of animals or fores

Exercise

Match materials with their sources

Fibres palm trees
Clay swamp
Palm leaves banana plant

Exercise:

Join these sentences using 'and'

1. I have a book. I have pencil.

2. Moris is playing. Mary is playing.

Conjunctions

Use of "and"

Examples:

1. Mark is a good boy. Richard is a good boy.
Mark and Richard are good boys.
2. Mummy has a car. Daddy has a car.
Mummy and Daddy have cars.

Transport

Means of transport

Vocabulary

bus lorry bicycle aeroplane
ship boat motorcycle car train ferry
canoe foot pedestrian

Uses of transport.

- For carrying people
- For carrying food
- For carrying firewood
- For carrying building materials

Join using:.....but.....

Examples:

1. James is sick. He did not go to the hospital.
James is sick but he did not go to the hospital.
2. Mother's car is red. Father's car is yellow.
Mother's car is red but father's is yellow.

Exercise:

Opposites using 'un'

Examples

kind _____ unkind
tie _____ untie
happy _____ unhappy
equal _____ unequal
fortunate _____ unfortunate
lucky _____ unlucky

Activity:

Give the opposites of the underlined words.

Common accidents

Vocabulary on common accidents

bites, falls, knocks, drowning, poison, burns, cuts, stings, poisoning, shock

Structures:

1. Don't _____ it will _____.
2. Don't play with fire, it will burn you.

Dangerous things on the road.

Vocabulary

Broken bottles

Razorblades

Needles

Nails

Wires

Fire

Structures:

This / That is a _____.

These / Those are _____.

Join sentences using “but”

Collective nouns

A herd of cattle

A flock of sheep

A bunch of keys/bananas

A swarm of bees

A fleet of ships

A gang of thieves

A congregation of worshippers

A bouquet of flowers

A choir of singers

A heap of sand

A team of players

A staff of teachers

A band of musicians

A crowd of people

A set of tools

A crew of sailors

A flight of aeroplanes

A bench of bishops/judge

A company of actors

A pack of wolves

TOPICAL QUESTIONS FOR ENGLISH TERM II 2016

WEEK 1:

1. **Write the words correctly.**

a) hpantele - _____

b) atog - _____

2. **Fill in the missing letters.**

a) r__bb__t

b) ho__se

3. **Write animals and their young ones**

a) bird _____

b) man _____

4. **Completing analogies about animal sounds.**

a) Dog is to _____ as a cow is to _____

b) _____ is to snake as roaring is to _____

5. **Match animals and their homes.**
 a) dog ————— sty
 b) pig ————— fold
 c) sheep ————— kennel

WEEK TWO:

1. **Arrange the following words in alphabetical order.**
 a) bench, axe, cup, desk
 b) elephant, turkey, hen, cat
2. **Arrange in alphabetical order considering second letter.**
 a) man, meat, milk, most
 b) bag, boy, best, bird
3. **Arranging alphabetical order considering the third letter.**
 a) drip, drum, dream, drop
 b) stool, stand, still, stung
4. **Write the words correctly.**
 a) oipson _____
 b) llsfa _____
5. **Make sentences using these words.**
 a) drowning: _____
 b) burns: _____

WEEK THREE:

1. **Fill in "any" or "some".**
 a) Are there _____ people in the classroom?
 b) There isn't _____ water in the jerrycan.
2. **Fill in his, hers, ours, mine, its to complete the sentences.**
 a) This dress belongs to Mary. It is _____.
 b) That is Peter's shirt. It is _____.
 c) This is our house. It is _____.
3. **Write the words correctly.**
 a) vassaca _____
 b) nabana _____
 c) pwapwa _____
4. **Draw these plants.**

Maize plant	Yam plant

WEEK FOUR:

1. **Fill in was or were.**
 a) _____ the children playing?
 b) The child _____ dancing.
2. **Match the opposites correctly.**
 stronger sour
 sweet bad
 good weaker
3. **Give the opposite of the underlined words.**
 a) Musa is taller than Jane. _____
 b) Are elephants heavy animals? _____

4. **Complete the table correctly.**

clean		cleanest
good	better	
	thinner	

WEEK FIVE:

1. **Write these words correctly.**

- a) refibs _____
 b) tams _____

2. **Complete correctly using the correct form of the adjectives in brackets.**

- a) She has the _____ handwriting in class. (bad)
 b) Rebecca is _____ than Mark. (good)

3. **Complete the table correctly.**

One	Two	More than two
much		most
	less	least
bad		

4. **Complete the sentences by adding the right questioning word.**

- a) _____ is your teacher?
 b) _____ brothers do you have?

WEEK SIX:

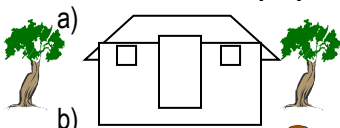
1. **Use the correct form of the adjectives in brackets.**

- a) Tom is the _____ boy in our class. (stubborn)
 b) Mary is _____ than Jane. (beautiful)

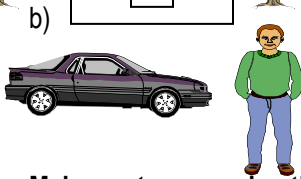
2. **Complete the table by adding more and most.**

adjective	two	many
active		most active
beautiful	more beautiful	
honest	more honest	

3. **Fill in the correct preposition.**



The house is _____ the trees.



The boy is _____ the car.

4. **Make sentences using these preposition.**

- a) over: _____
 b) behind: _____

WEEK SEVEN:

1. **Fill in the gaps to complete the sentences correctly.**

- a) Kato is suffering _____ malaria.
 b) He was leaning _____ the table.

2. **Make sentence using the preposition given below.**

- a) after: _____
 b) in: _____
 c) of: _____

3. **Write the words correctly.**

anitr _____

atbo _____

4. **Draw these means of transport.**

Bus	Aeroplane	Bicycle

WEEK EIGHT:

1. **Match the opposite.**

- | | |
|-------|---------|
| tie | unlucky |
| kind | unkind |
| happy | untie |
| lucky | unhappy |

2. **Join these sentences using "and"**

- a) I have a book. I have a pen.
- b) Mary is playing. Maris is playing.
- c) Mark is a good boy. Richard is a good boy.

3. **Join these sentences usingbut.....**

- a) James is sick. He did not go to the hospital.
- b) Mother's car is red. Father's car is blue.
- c) Sarah came late. She did not go to school.




WEEK NINE:

Fill in the missing word correctly.

- a) A _____ of cattle.
- b) A _____ of bees.
- c) A _____ of sheep.
- d) A _____ of thieves.
- e) A _____ of sand.
- f) A _____ of teachers.
- g) A _____ of singers.
- h) A team of _____
- i) A bouquet of _____
- j) A flight of _____

WEEK TEN:

1. **Name these objects.**

2. a)  _____ b)  _____ c)  _____

2. **Write the words correctly.**

- a) ehn _____ b) werflo _____

3. **Make sentences using these words.**

near - _____
on _____

4. **Write their homes.**

Rabbit - _____
Lion - _____

5. **Arrange in alphabetical order.**

cat, fish, axe, bag

MARKING GUIDE FOR ENGLISH TERM II 2012.

WEEK 1

- 1(a) elephant
- b) goat
- 2(a) rabbit
- b) horse
- 3(a) nestling
- b) baby
- 4(a) barking, lows
- b) hiss, lion
- 5(a) kennel ————— pig
sty ————— sheep
fold ————— dog

WEEK 2:

- 1(a) axe, bench, cup, desk
- b) cat, elephant, hen, turkey
- 2(a) man, meat, milk, most
- b) bag, best, bird, boy
- 3(a) dream, drip, drop, drum
- b) stand, still, stool, stung
- 4(a) poison
- b) falls
- 5(a) I was drowning in the water. }
The baby has burns on the hand } Any good sentence

WEEK THREE:

- 1(a) some
- b) any
- 2(a) hers
- b) his
- c) ours
- 3(a) cassava
- b) banana
- c) pawpaw
- 4. Draw any good picture

WEEK FOUR:

- 1(a) were
- b) was
- 2(a) strong ————— sour
sweet ————— bad
good ————— weaker
- 3(a) shorter
- (b) light
- 4. **Complete the table correctly.**

clean	cleaner	cleanest
good	better	best
thin	thinner	thinnest

WEEK FIVE:

- 1(a) fibres
- b) mats

- 2(a) worst
 b) better
 3(a) complete the table completely

one	two	more than two
much	more	most
few	less	least
bad	worse	worst

- 4(a) Who
 b) How

WEEK SIX:

- 1(a) most stubborn
 b) more beautiful
 2. **Complete the table adding more and most.**

adjective	two	many
active	more active	most active
beautiful	more beautiful	most beautiful
honest	more honest	most honest

- 3(a) between
 b) in front of
 4(a) make suitable sentences.

WEEK SEVEN:

- 1(a) from
 b) against
 2. make suitable sentences
 3(a) train
 b) boat
 4. draw good pictures

WEEK EIGHT:

1. **Match the opposites**
- | | |
|-------|---------|
| tie | unlucky |
| kind | unhappy |
| lucky | untie |
| happy | unkind |

- 2(a) I have a book and a pen.
 b) Mary and Maris are playing
 c) Mark and Richard are good boys.
 3(a) James is sick but he did not go to the hospital.
 b) Mother's car is red but father's car is blue.

WEEK NINE:

- a) herd
 b) swarm
 c) flock
 d) gang
 e) heap
 f) staff
 g) choir
 h) players

- i) aeroplanes

WEEK TEN:

- 1(a) tree
- b) chair
- c) ball
- 2(a) hen
- b) flower
- 3(a) make good sentences
- 4(a) barrow / hatch
- b) den
- 5. axe, bag, cat, fish

PRIMARY TWO ENGLISH LESSON NOTES TERM III

THEME : Peace and Security
SUB-THEME : Measure time

Vocabulary

Teacher, child, prefect, army, parent, prison, priest, church, barracks, mosque, num, matron, school, Imam

Structures:

Show me a / an / the

This / That is a / an

Who (teaches, preaches)

A teacher / Imam

Activity 1:

Constructing oral and written sentences using given words.

Activity 2:

Spell words correctly

lchid _____ sonpri _____

unn _____ oolsch _____

rentpa _____ rchuch _____

Make five sentences using the words below.

Teacher

Priest

Army

Imam

Church

Present continuous tense (now tense)

Key words

Is, are, am, now

Examples

Walk – walking

Talk – talking

Eat – eating

Now tense

Verbs that end with 'e'

Remove 'e' and add – ing

Examples

Write – writing

Drive – driving

Verbs that double the last letter before adding – ing

Examples

Mop – mopping

Scrub – scrubbing

Activity

Change the verbs correctly to answer

1. Azam isto school now. (run)
2. Alice and Sarah are.....(play)
3. I ama bicycle. (ride)

Present simple tense

Pronouns – She, He, it, we, add 's' or 'es' to the verb to change to present simple tense.

Examples of verbs that add 's'

walk - walks

put - puts

run - _____

give - _____

read - _____

ride - _____

shout - _____

play - _____

Words that add 'es' are:

do - does

teach - teaches

brush - _____

go - _____

push - _____

watch - _____

finish - _____

catch - _____

reach - _____

match - _____

N.B: For pronouns I, We, You, and 'They' we don't add 's' or 'es' to the verbs.

Activity 1:

Use the correct form of the verb in brackets to fill the gaps.

1. He _____ at me everyday. (look)
2. They _____ to church every Sunday. (go)
3. Mary _____ Mathematics every morning. (learn)
4. Mummy _____ me to school every morning. (drive)
5. Tim _____ his shirt every evening. (wash)

Activity 2:

Change the underlined verbs into present simple tense.

1. I play football every Saturday. _____
2. We cook food every day. _____
3. They watch football every evening. _____
4. I wash my uniform every afternoon. _____

Present simple tense.

Verbs that drop the last letter 'y' add 'ies'

cry _____

many _____ try _____

dry _____

copy _____ fly _____

carry _____

burry _____ fry _____

Activity:

Use the correct form of the verb in brackets.

1. Our baby _____ every night. (cry)
2. Rose _____ fish every day. (dry)
3. She _____ me every morning. (carry)

Vocabulary:

bank, obey, give, friend, share, help, joy, pray, forgive, greet, learn

Structures:

What do you like?

I like

Do you like[playing / praying]?

Yes I do

Activity:

Use the words below to make correct sentences.

1. obey _____
2. friend _____
3. help _____
4. forgive _____
5. pray _____

Homophones:

Homophones are words with the same sound but different meaning.

Examples:

Son - sun
Too - to - two
Their - there
First - fast
Cut - cat
Write - right
Meat - meet
Sea - see
Here - hear
Mad - mud

Vocabulary:

Work, share, people, beat, bite, sharp, steal, push, abuse, help, forgive, pray, take, good, bad, pinch, play, love

Structures:

It is good to _____ one another.

It is good to share.

It is bad to abuse others.

It is bad to.....

We should not

Always love one another

Activity

Write the words correctly.

tseal _____ velo _____ teak _____
ebta _____ pehl _____

Fill in the missing letters.

w__rk sh__re p__op__e f__rgiv__
g____d pr__y

SYNONYMS:

Synonyms are words with different sound but same meaning.

Examples:

begin - start close - shut
difficult - hard finish - complete

simple - easy give - offer
sick - ill nice - fine
quiet - calm

Activity:

Write similar words for the underlined words.

1. He did not give me the right answer. _____
2. It was a simple exercise. _____
3. The class was very calm. _____
4. Go and close the door. _____

Write words correctly.

seay _____
tstar _____
pimsle _____
macl _____
selco _____

Vocabulary:

worry, pain, lame, blind, deaf, hungry, cry

Structures:

Are you.....?

Yes, I am / No, I am not

Activity:

Construct oral and written sentences using the given words.

- a) Fear:
- b) Worry
- c) Pain
- d) Lame

Fill in the missing letters.

bl__nd d__af fe__r
hun__ry wo__y c__y

Vocabulary:

Parent, advise, guide, help, friend, gift, listen

Structures:

It is good to.....

You / I / We should alwaysothers.

What should we do always?

Activity:

Construct oral and written sentences using given words.

friend :
parent :
advise :
help :
get :

Write words correctly.

pleh _____
teg _____
seivda _____

GENDER:

Gender is the state of being male or female

Examples:

Male	Female
boy	girl
father	mother

uncle	aunt
Mr.	_____
King	_____
Prince	_____
Cock	_____
Actor	_____
Son	_____

Activity:

1. Match correctly.

uncle	daughter
king	queen
prince	princess
son	aunt

2. Give the female of the underlined words.

The man is sick. _____
 A lion is a dangerous animal. _____
 I have a brother. _____

Past simple tense

Verbs that add 'd'

Move – moved

Wave – waved

Dance – danced

Verbs that add 'ed'

Examples

Cook – cooked

Kick – kicked

Play – played

Verbs that double the last letter before adding 'ed'

Example

Mop – mopped

Scrub – scrubbed

Nod – nodded

Verbs that end with 'y' we remove 'y' and add 'ied'

Examples

Bury – buried

Carry – carried

Hurry – hurried

Activity

Change the verbs given in brackets to complete the sentences correctly

1. Atimthis classroom yesterday. (mop)
2. P2 boysto the dining hall when they saw teacher Jane. (hurry)

TENSES:

Past tense of irregular verbs

Examples:

go	went
sweep	_____
eat	ate
ride	rode
drive	_____
make	_____

wear _____
tear _____
sleep _____
drink _____

Activity:

- A. Fill in the gap with the correct tense.
1. My brother _____ a bicycle yesterday. (ride)
 2. Kato _____ to church last Sunday. (go)
 3. She _____ the compound yesterday. (sweep)
- B. Give the past tense of these verbs.
- buy _____
catch _____
know _____
steal _____

ADJECTIVES:

Forming adjectives by adding 'ful'

hope hopeful
help helpful
mind _____ great _____
peace _____
care _____
faith _____
need _____
play _____

Activity 1

Complete the table correctly.

_____ careful
_____ peaceful
play _____

Activity 2

Use the word in brackets correctly to fill the gaps.

1. My mother is a _____ woman. (faith)
2. Peter is very _____ to me. (help)
3. I am so _____. (great)

Days of the week

Vocabulary

Monday , Tuesday, Wednesday, Thursday, Friday, Saturday, Sunday, week, before, after

Structures

What is theday of the week?

.....is the.....day of the week

Number names (1 – 100)

One – 1st – first

Two – 2nd – second

Three – 3rd – third

Four – 4th – fourth

Months of the year

Vocabulary

January, February, March, April, May , June , July, August, September, October, November, December, before, after

Structures

Which month comes before.....?

.....comes before.....
What is themonth of the year?
.....is themonth of the year.

Short forms

Days of the week and months of the year

Monday	February
Tuesday	March
Wednesday	April
Thursday	May

Calendar

Interpreting the calendar

Vocabulary

day, time, week, hour, calendar, year, months, daily, quarter, past and ordinal's 1st,
2nd, 3rd, etc.

Number names 1 – 31

Days of the week

Structures:




What time is it?

It is _____ o'clock.

It is _____ past / to _____

Activity:

Tell the time



Days of the week.

Structures:

What day is it?

It is _____

What is the _____ day of the week?

Activity 1:

Write the name of the day in the following gaps.

1. If yesterday was Thursday, today is _____
2. The day before Wednesday is _____
3. _____ is the first day of the week.
4. On _____ many people go to church.
5. _____ comes between Tuesday and Thursday.

Activity 2:

Write the short forms of the following words.

- a) Monday
- b) Wednesday
- c) Sunday
- d) Tuesday

Months of the year:

Structures:

How many months are in a year?

What is the _____ months in a year?

That is the _____ months of the year?
The _____ month of the year is _____

Activity 1:

Complete correctly

_____ is the first month of the year.

There are _____ months in a year.

December is the _____ months of the year.

Activity 2:

Write these words in full.

- a) Feb. _____
- b) Aug. _____
- c) Dec. _____
- d) Oct. _____
- e) Jan. _____

Use of some and any

Some is used for many while any is used for one.

Examples:

- a) Is there any milk in the jug?
- b) There are some apples in the basket.
- c) There isn't any water in the basin.
- d) Are there any girls in the classroom.

Activity:

Fill in some or any correctly.

- 1. The child does not drink _____ milk.
- 2. There is _____ dust on the chair.
- 3. He does not want _____ food.
- 4. Are there _____ flowers in the garden?
- 5. John bought _____ eggs yesterday.

Use of an apostrophe (')

An apostrophe is used to show ownership or possession.

Examples:

- a) Mary's bag is torn.
- b) I have taken Peter's bag
- c) Where have you put John's book?

Activity:

Punctuate these sentences correctly.

- a) The cows calves are dirty.
- b) The dogs tail is long.
- c) Daddys car is new
- d) The ladys child is very clever.
- e) Janes bag got lost yesterday.

Apostrophe (short forms)

Examples

Is not – isn't

Cannot – can't

It is – it's

O'clock – of the clock

Shall not – shan't

He is – he's

Activity

Write these short forms in full

- 1. Shan't
- 2. Isn't

3. She'll
4. There's

Write the short form of words given in brackets

1. Josephine come to school. (has not)
2.a very nice boy. (he is)

Use of commas (,)

A comma is used to separate words written in a list.

Examples:

1. A farmer planted rice, maize, barley and sugarcanes.
2. John went to the shop to buy sugar, bread, sweets and a cake.

Activity:

Put a comma where necessary.

1. Suzan Sarah Eddie Rose and Mark are playing.
2. Mummy bought matooke beans rice and maize flour.
3. Peter drew a cat an orange a chair and a woman.

MONEY

Vocabulary

Coins, shillings, note, half litre, litre, metre,
Kilograms, measure, long, high
wide, cost, packet

Structures:

May I have _____ kilograms/litres of _____ please.

How much is a kilo/litre/packet of _____ ?

It is _____

It costs _____

Activity 1:

Choose the correct word from the table below to complete the sentences.

kilograms,	litres,	half a litre,	packets,	metres
------------	---------	---------------	----------	--------

- a) Daddy bought two _____ of milk yesterday.
- b) I have a _____ of biscuits.
- c) My dress is three _____ long.
- d) Our baby weighs six _____
- e) Sarah gave me _____ of orange juice.

Write the short forms of these words.

Kilogram _____

Metre _____

Litres _____

Conjunctions

Use of 'and'

1. Juma has a ball. Juma has a rope.
Juma has a ball and a rope.
2. Sarah is smart. Josephine is smart.
Sarah and Josephine are smart.

Adjectives

Examples

Busy honest

Thin active

Ugly kind

Weak early

Opposites of adjectives

Fat – thin
 Ugly – beautiful / handsome
 Weak – strong
 Poor – rich

Comparing adjectives

When words end with y change to i then add ier or est.

Examples:

busy	busier	busiest
ugly	uglier	ugliest
early	earlier	earliest

Activity:

Adjectives which are compared by adding more and most

Adjective	Two	Many
Polite	More polite	Most polite
Beautiful	More beautiful	Most beautiful
	More honest	Most honest
Handsome		Most handsome
Active	More active	
Stubborn		Most stubborn

Complete the table correctly.

early		earliest
	lazier	laziest
happy	happier	
	uglier	

Activity:

Underline the adjectives in the sentences.

- Mary is a happy girl.
- Angry people are not good friends.
- I come to school very early in the morning.

SHAPES:

What shape is this?

It is a _____

How many sides has a triangle?


A triangle has _____ sides.

Is this a triangle/circle/square?


Yes, it is / No, it is not

Activity 1

Use: Yes it is or No is it not.



Is this a triangle?



Is this a circle?

Activity 1:

Fill in the gaps correctly with the words given in brackets.

- Mummy _____ food last Sunday. (cook)
- I _____ a bicycle last holiday. (ride)

- c) Sarah _____ last Sunday. (pray)
d) James _____ our aunt last Monday. (visit)

Activity:

Write these words in sentences.

- a) shop _____
b) read _____
c) care _____
d) rest _____

Use of 'but'

Examples:

1. Mary fell down. She did not cry.
Mary fell down but she did not cry.
2. I called her. She did not come.
I called her but she did not come.

SIMILIES:

Examples:

As black as charcoal / coal

As green as grass

As wise as King Solomon

As good as gold

As playful as a _____

As cold as _____

As hot as _____

Conjunctions:

Use of "because"

1. He is crying. He is hungry.
He is crying because he is hungry.
2. The farmer fell down. He had a heavy basket.
The farmer fell down because he had a heavy basket.
3. I did not go to school. It was raining.

PROVERBS

A proverb is a wise saying with hidden meaning.

Examples:

One man's meat is another man's poison.

One by one makes a bundle.

Out of a frying pan, into fire.

Two heads are better than one.

Call a spade, a spade

Late comers, eat bones

TOPICAL QUESTIONS FOR ENGLISH TERM II

WEEK ONE:

1. Write these words correctly.
a) Ichid _____
b) oolsch _____
2. Fill in the missing letters.
a) te__cher
b) pr__est
c) p__rent

3. Make small words.
 a) matron _____
 b) army _____

WEEK TWO

1. Use the correct form of the verbs used in the brackets.
 a) The boys are _____ food. (cook)
 b) Father _____ to Mbale yesterday. (go)
 c) Who _____ at night every Monday. (cry)
 d) I _____ to the market every morning. (run)
 e) Rose _____ her bag last Friday. (carry)
 f) He _____ his homework every evening. (do)
 g) The birds _____ over the house last night. (fly)
 h) Peter _____ at home every day. (look)
 i) My brother _____ a bicycle yesterday. (ride)
 j) I am _____ the classroom now. (mop)

WEEK THREE

1. Make sentences.
 a) help _____
 b) pray _____
 c) forgive _____
2. Give the opposites of the underlined words.
 a) Musa is my friend.
 b) Always obey your parents.
3. Use the correct word to complete.
 a) My _____ has two play objects. (son, sun)
 b) _____ well in your books. (right, write)
 c) He was the _____ because he was _____. (fast, first)
 d) The butcher gave her two kilograms of _____. (meet, meat)

WEEK FOUR

1. Fill in the correct word from the given words.
 (abuse, love, forgive, share, work, play)
 a) Always _____ one another.
 b) _____ together because two heads are better than one.
 c) It's good to _____ those who wrong you.
 d) Do not _____ your friends.
2. Write the similar word for the underline word.
 a) Why are you very calm today? _____
 b) It was a simple exercise. _____
 c) Go and close the door. _____
3. Write these words correctly.
 a) seay _____
 b) tsatr _____

WEEK FIVE

1. Fill in missing letters.
 a) c__y
 b) p__in
 c) fr__end
2. Match correctly.
 a) uncle daughter
 b) king queen

- c) prince princess
- d) son aunt
- 3. Complete the analogies.
- a) Man is to woman as _____ is to wife.
- b) _____ is to uncle as hen is to cock.
- c) Actor is to _____ as waiter is to waitress.

WEEK SIX

1. Complete the table.

Word	Adjective
a) _____	Careful
b) peace	_____
c) _____	playful

2. Answer correctly.

- a) What is the first day of the week?

- b) How many days make a week?

- c) There are _____ months in a year.

Topical breakdown term I 2016

- 1. Vocabulary (flag, signpost, badge)
- 2. Structures (Is this / that.....or Are these/ those, they.....?)
- 3. Prepositions : place , verb
- 4. Plurals : 's' and 'es'
- 5. Vocabulary: ball, hall, library
- 6. Plurals adding : 'ies' , 'y' that adds 's', 'f to 'ves'
- 7. Vocabulary: gun, uniform, police, steal
- 8. Plurals of irregular nouns: those that don't change(blood, deer, water), change in a different way (man – men, child – children)
- 9. Vocabulary: brother, aunt, niece, cousin
- 10. Personal pronouns: he, she, it
- 11. Punctuations – Capital letters, full stops
- 12. Vocabulary: cook, clean, sing
- 13. Apostrophe : showing ownership, short forms
- 14. Tenses: now tense, adding 'ing' remove 'e' add – 'ing', double last letter adding 'ing'
- 15. Present simple tense : 's', 'es', 'ies'
- 16. Vocabulary: finger, nose, mouth
- 17. Past simple tense: add – ed
- 18. Vocabulary – boil, throw, wash
- 19. Conjunction : 'and' (was – were, is – are, has – have, joining two sentences)

20. Vocabulary : cabbage, yam, bananas
21. Using 'a' 'an'
22. Adjectives : writing examples, opposites, comparing 'er – 'est', 'ier' - 'iest', more – most)

TOPICAL BREAKDOWN TERM II

1. **Vocabulary on common animals**
 - Animal young ones
 - Animal homes
 - Animal sounds
2. Alphabetical order
 - First letter
 - Second letter
 - Third letter
3. common insects
4. Vocabulary and structures
5. Use of Was and Were
6. Plants
Vocabulary and structures on common plants
7. Adjectives
8. Examples
9. Opposites
10. Comparisons
11. Pronouns
12. Possessive pronouns
13. Use of some and any
14. Things we make
Vocabulary and structures
15. Reflexive pronouns
16. Interrogative pronouns
17. Prepositions
18. Prepositions of place
19. Prepositions of verbs
20. Materials and sources for crafts
Vocabulary and structures
21. Conjunction 'and'
22. Transport (Vocabulary and structures)
23. Conjunctions *but
24. Opposites using 'un'
25. Road safety
Vocabulary and structures
26. Dangerous things on the road
Vocabulary and structures
27. Common accidents
Vocabulary and structures
28. Collective nouns

TERM III TOPICAL BREAKDOWN 2016

- 1 Theme: peace and security
Vocabulary : teacher, child, prefect, prison
- 2 Structures
Show me a/ an/ the
This / that is a/ an

- Whoteaches , preaches
A teacher/ Imam.....
- 3 Present continuous tense
Those that add 'ing' straight away
Those that end with 'e'
Those that double the last letter
- 4 Present simple tense
Verbs that add 's'
Verbs that add 'es'
Verbs that drop the last letter 'y' and add 'ies'
Vocabulary: bank, obey, give, friend, share
- 5 Structures
What do you like?
Do you like.....? Playing, praying) (Yes, I do, No I don't)
- 6 Homophones
Vocabulary: work, share, people, beat, bit
- 7 Structures
It is good/ bad to.....
We should not.....
Always.....
- 8 Synonyms
Vocabulary : fear, worry, pain, blind
- 9 Structures
Are you.....?
Yes, I am / No I am not
Vocabulary : parent, advise, guide, help
- 10 Structures
It is good to.....
What should you do always?
You/ I / we should alwaysothers
- 11 Gender
- 12 Past simple tense
Verbs that add 'd'
Verbs that double the last letter before adding 'ed'
Verbs that drop 'y' and add 'ied'
- 13 Past tense of irregular verbs
- 14 Adjectives : forming adjectives by adding ';ful'
Vocabulary : days of the week
- 15 Structures
What is theday of the week?
.....is theday of the week.
- 16 Cardinal numbers and ordinal numbers (1 – 100)
1 – one – 1st – first
2– two – 2nd – second
- 17 Months of year
Vocabulary (January, February, March, April)
- 18 Structures
Which month comes before?
.....comes before
What is themonth of the year?
.....is themonth of year
- 19 Short forms (days of the week, months of the year)
- 20 Calendar
Vocabulary: day, time, week, hour, year, months

- 21 Minutes, a quarter past, a half past
- 22 Use of 'some' and 'any'
- 23 Apostrophe : ownership / short forms
- 24 Commas
Vocabulary: shillings, coins
- 25 Structures
May I have.....kilograms/ litres ofplease
How much is a kilo/ litre / packet of.....?
It is.....
It costs.....
- 26 Conjunction 'and'
- 27 Adjectives
Examples
- 28 Opposites
- 29 Comparisons
Vocabulary : triangle, square, circle
- 30 Structures
What shape is this?
It is a
How many sides has a triangle
A triangle has.....sides
Is this a triangle / circle / square?
Yes, it is/ No it is not
- 31 Conjunction 'but'
- 32 Similes
- 33 Conjunction 'because'
- 34 Future tense
- 35 proverbs